

RORC

December 2015



Merry Christmas!

Volume 25, Issue 12



Some wonderful December days to fly!

Membership Renewal in progress!
First meeting of 2016, January 26th
Christmas Dinner Highlights
Don't Forget the New Years Day Fun Fly!

Presidents Propwash

Larry Lewis

Going,,,Going,,,,GONE!!!

How quickly the year passed folks. But not before RDRC accomplished some amazing things, and thousands of flights were logged with smiling faces to show it. Yes, there were a few flights that did not end so well also! Thanks to several members of the RDRC, the field looks as good as it ever did. We have a beautifully repaired runway, and we even have grass growing in spots that haven't seen the color green in years. We had many new members join in 2015 finishing out the year with close to 150 members strong. We pulled off a great spring fly in, an awesome club pig picking, and we also saw the return of Fly for Tots. Thanks to Marshall Sanderson we were able to acquire a great meeting spot that was located more centrally to the majority of members. We even changed the meeting night from Wednesday to Tuesday to afford some of the more active week day flyers the chance to burn more fuel at RDRC. In recent weeks the RDRC driveway has been brought back up to standards with a fresh layer of rock and both the land owner and our favorite neighbor Allen are very appreciative of that. Oh yeah,,,, Our newest neighbor Clark McCeever likes it to!!!!!! Yup!!! After several years of wishing for it, we finally have an RDRC member living in the house directly behind the pits. You have to admit, Clark has the coolest back yard in the county!

Among some of the other changes made in RDRC this year was the decision to change officer's term in the calendar year. This was just recently changed and has the officers serving July to June. This change will greatly benefit both the club and the officers during the busy December and January months. As most of you know already the recently elected officers will be serving a 6 month term and we will be holding elections again this coming June.

As I write these few final words for this month's newsletter, I am getting ready to attend the 2015 RDRC Christmas Party. With an overwhelming response, the membership voted to bring it back so that we could once again gather with friends and family to enjoy a special night together. I'm really excited about this evening and we have a couple of special things lined up to the gathering.

President's

Prop Wash continued

So what's in store for RDRC next year? Who knows? Lol But I'll bet it's all good and I'm really looking forward to getting back out there with my friends. My time on the flight line was really limited the second half of this year due to family matters and health reason. I'm thrilled to have my thumbs back on the gimbals now and I'm ready to get back out in the shop to start a couple of winter projects. Namely, a new Hawk 100. I also have a couple of other jets I'm building for other club members so I need to get on with it!

Unlike most months, I'm not going to write a novel here. I just want to send out a very sincere thank you to all of the RDRC membership for doing such a great job. I can't imagine spending my hobby with any other group and I truly look forward to many more years with you guys. I hope your Christmas is a very joyful one, and wish you and your whole family a safe and happy holiday season.

Larry and Jacqui

The Newsletter Guy!

**Sorry, no one took
a picture of me
this year that was
worth using.**

I just wanted to say thanks to all that contributed to the NL this year. Looking back through them I couldn't believe all the stuff that came up in 2015. We had some great articles like the one Alex Fredrickson did on his travels.

I hope that everyone found something to read each month that did interested you and that you did look forward seeing it. Remember this NL is for telling about things going on in the club and with it's members. Yes Larry and some of the other officers share about what's going on in the meetings and their RC life and other thing each month. But there is a lot of stuff that happens at the field and on your work bench that no one else ever hears about or sees. Please email me with pictures of things you're working on. If you are the first to have something new please let's hear about it. I hope that everyone gets that one new toy for Christmas that you want to share a few words about. Or about a ARF you're putting together that you love or hate and would like to let everyone what a piece of junk it is or how great it is!

The reason I joined the club was to have a place to fly, to learn from others and build friendships.

Lets share this great hobby in the newsletter!

Have a wonder Holiday, Rodney

Secretary / Membership

E-Mail Marshall

As we end the 2015 Year RDRC has 140 members and renewal time is upon us. Please renew your membership by or on January 1, 2016. As of December 15 less than 40% have renewed. Any renewals not in the RDRC mailbox on January 2, 2016 will be considered late and a \$10.00 late will be imposed.



Marshall Sanderson

Remember our January 1 New Year's Day Fun Fly. I hope the warm weather holds out. If you have not renewed your membership by then, I will be at the field and will take renewals if you show a current AMA membership card and check or cash. 2015 has been a successful year for RDRC. We have had lot of flying and fun, field improvements and We start 2016 with a new 5 year lease on our field. Let's make 2016 an even better year for RDRC.

RDRC CLUB MINUTES for November 17, 2015

(To be approved in Jan. 2016 meeting)

President Larry Lewis called the meeting to order at 6:30 PM on November 17, 2015 in the Forks Restaurant in Wake Forest. All club officers were present except Rodney Earp and John Keisler. Welcoming remarks were made and a meeting agenda was presented. There were 21 members and 1 visitor present.

Treasurer's report: Clyde Long reported that the club had \$ in our account. All bills have been paid for the month of November, including the 2016 lease payment. An adjustment to the budget is necessary to account for the increase in the lease rate going from \$ to \$ per year.

Safety Officers Report: Herbby Alford reported that Joe Adrignola's finger is doing OK. There was a near mid-air at the field recently and Herbby asked Joe Horvath to talk about it. The near mid-air happened while Joe was 3D hovering over the grass and another plane made a low pass and missed Joe's plane by just a few inches. After some discussion as to how to minimize the chance of this happening the general consensus was to have a spotter while flying and try to be aware of other planes flying. During our Fly-For-Tots and other events we indicate a spotter will be used and that seems to work very well. While it is not mandatory at our field for general flying, in our Flight Rules item 10 says "Use a spotter during times of heavy flying traffic".

Secretary's Report: Marshall Sanderson reported that as of this date there were 140 paid members. As of the meeting tonight there have been 26 membership renewals. Mention was made about the Christmas Party and several members indicated they would be attending.

RDRC CLUB MINUTES for November 22 2015

(To be approved in Jan. 2015 meeting)

As of tonight there are about 25 who are planning to attend. A motion to accept the October minutes as posted in the Newsletter was made by Don King and seconded by Skip Rollin. Motion passed.

IT Communications Officer's Report: Steve Ballard reported that he has the camera for the shelter area but has not installed it yet, but will soon.

Field Marshal's Report: No report.

Old Business: Talked about how well the sod project went and many Kudos to Kerry Hawkings for his leadership on the project. There was discussion about possible catch cans for overflow during fueling so as not to kill the grass. Maybe adding signs to remind people to be careful during fueling.

Larry Lewis reminded everyone about the Christmas party on December 18th at the Fargo Steakhouse in Zebulon. A motion was made by Dave Langridge and seconded by Dave Thornberry to spend \$100.00 for prizes for the Party. Motion passed.

Larry Lewis gave a report on a meeting he and Marshall Sanderson had with our landowner, Calvin Brodie. He has no plans for the property. Our lease rate increased from \$1500.00 to \$2000.00 per year. This rate will be for the 5 year terms of the lease. The lease has been signed and paid for.

After a brief discussion the motion to accept the revised By-Laws was made by Dave Hockenberry and seconded by Dave Langridge. The motion passed.

New Business: Ed Radiel and others mentioned that the fences near the charging stations are causing parking problems. After some discussion the issue will be discussed further, probably in the January meeting.

The club officers for the next year were unopposed and a motion was made by Dave Hockenberry and seconded by Clark McKeever to vote on the officers. Motion passed and the current officers will serve until the next election, which will be in June 2016.

Larry Lewis reported that the Indoor Fly-In has been cancelled due to an increase in rent for the facility that has been used in the past. This is a popular event and hopefully another venue can be found. Anyone with any suggestions of another facility please get in touch with Dave Hedrick.

A New Year's Day club event was discussed. Hot dogs will be provided. There will be no formal flying events due to lack of any volunteers to organize them.

A motion was made to adjourn by Dave Hockenberry and seconded by Don King. Motion passed, and the meeting adjourned at 8:00 PM.

Minutes submitted by Marshall Sanderson, RDRC Secretary

Safety Coordinator

And Swapmeet Master

Rules, rules rules. They are everywhere. Most people, including myself, don't like a lot of excessive rules. When rules are enforced we tend to push our actions or responses right up to the limit of what the rule was trying to avoid. (With me it is that 55 MPH speed limit).

When it comes to general flying at our field, we are restricted in what we do by AMA and RDRC rules. The AMA safety code is a simple one page document of required rules for all AMA chartered clubs. If you have time, go to their site and read it. It will not take long because there is not a lot there, just the basics. The AMA also has documents for flying site safety, operation and site specifications. These documents are not mandatory but are recommendations that each club can pull from to set up their individual field rules.

As safety officer I get questioned about the rules every time I am at the field. Usually I have to speak to someone or get a report or two about a previous infraction. 95% of the time it is just two of the rules that are in question. It is either a flight line violation or taxing in the pits. If you could help with those two things that would be helpful.

At our last meeting we had a spirited discussion on how to avoid midair collisions. At RDRC we have a very diverse group of flyers. On any given day you can see warbird, 3-D, electric, helicopter, sailplane, sport, jet, and even FPV pilots vying for the same space. This makes our field a very exciting place. With that excitement comes the responsibility of being safe. So how do we manage all those different flying styles in the air at once? It all comes back to those pesky rules. The use of a spotter during high traffic or varying flying styles was highly recommended at the meeting.

Enough about rules, rules, rules.

Let's go fly and be safe doing so.

Herbby



Herbby Alford



The latest news on Drones from AMA!



Treasurer's Report

E-Mail Clyde

Wishing Everybody Happy Holidays and Safe Flying in the New Year (if the FAA hasn't banned our "drones" by then). I believe Marshall has already reminded RDRC members to renew by Jan 1; but if you haven't mailed your 2016 renewal yet, club rules require that you pay a \$10.00 late fee if we receive your form, check, and AMA copy in the RDRC mailbox after Jan 2, 2016.

Merry Christmas! Clyde

Field Marshal year-end Report!

From John Kiesler

First I want to thank all the members of RDRC for the great support in 2015. Some of the 2015 projects that was done this year are:

We filled the cracks and sealed the Runway, New grass sod was put down in the pits, and new Gravel on the access road.

Some of the new projects for 2016 on my Radar are: The Flight Stations and Pit tables!

I want to give a special thanks to Kerry Hawkins for his work in the pit area. He spent a lot of time with equipment to prepare the area and he went and found a great price on the Sod. Each member should give Kerry a thank you when you see him.

One request, since we spent so much time and money on these projects, let's keep the field nice.

Jet Pilots, don't burn the runway, use a deflector or point the exhaust away from the runway when you start the engines. Also, don't spill Jet fuel.

Gas and Glow pilots try not to spill fuel on the grass, use an overflow tank or absorbent towel to catch the fuel.

Electric pilots just be careful of your mobile ohms.... Also properly dispose of any bad lipo batteries. We should post the proper procedures on the shed.

To all my friends at RDRC, Merry Christmas, Happy Holidays and have a safe New Year.

Field Marshal

John Kiesler

IT Department

Steve Ballard

The new camera up and running on the web site's front page. Check it out, it points North and gives a good look of under the shelter. Can't hide now!



RDRC New Years Day Fun fly (that's January the 1st all day!)

The club will have the hotdogs for lunch! All you need is a dish that goes with Hotdogs and lots of plane, quods, heli or just something to fly! Here is another great day with your fellow members to have fun.

Mark it in your calendar, tie a string around your finger or write it on the back of your hand and don't forget!

Don King will be on the grill again doing what he does best and all you have to do is have fun!

RDRC Christmas Dinner

The RDRC Christmas dinner was a wonderful time with members and their families away from the field. Fargo Steak house in Zebulon gave us the back room all to ourselves so we didn't have to wait for a table. I counted 38 in attendance including members, wives and kids. The service and food was great and I think everyone got served their food all together within a 10 minute window.

Larry gave a word of thanks to all that helped out and played special roles at RDRC this year. 4 door prizes were given out with one family taking both top prizes. Here are some pictures of Friday night and thanks to Marshall for setting up our venue and thanks to Fargo for such good service!



RDRC Christmas Dinner continued





27th Annual Burlington Alamance Radio Kontrol Society Swap Meet.

The best swap meet in the area don't miss out. This year BARKS will be at a new venue at

Mebane Arts & Community Center
622 Corregidor St.
Mebane, NC 27302

Doors open at 8 Saturday morning to the public. The Boy Scouts are always there with breakfast and lunch to keep us going till raffle time. Can't wait to go back this year and win the 50/50 again or one of the other great prizes.

I plan to go down Saturday morning, anyone wanting to ride I'll be taking a van that will carry 3 more and a few toy on the way back. Just let me know.

[BARKS Swapmeet page.](#)



Southeastern Model Show in Perry Ga. on March 4th & 5th is the largest model swap meet in the east that I know of. It starts on Friday and ends Saturday afternoon, just in time to drive back to Raleigh. I have already made reservations at the [Comfort Inn in Perry across](#) the road from the fair grounds and will be making the 7 hr. drive on Friday morning. If you want to go and need a ride please contact me at rdrnews@gmail.com . One night stay at Comfort Inn is \$80 plus tax and we'll share cost for gas. They have 3 buildings for the swap meet and one for on door flying demos. If you have never been it's worth going down to at least once.

Click the logo above for the RC flight deck page with all the info.

2016 RDRC Membership

Don't forget to mail your membership form and check before December 31st! Marshall is waiting for you to mail them in to the address below before it's too late!

The forms are new this year in PDF and word, with information areas that have typable fields and drop-down boxes to easily add your information. Please fill in the required information in red and review that your information is correct. Print the form to be mailed. Please use check or money order as the method for paying dues, as it's easier to track than cash and can be used as receipts if necessary. All membership renewals mailed after December 31 2015 will have a \$10 late fee added. This year please re-familiarize yourself with the RDRC By-Laws and Field rules in that they have changed over the last couple of years and indicate you have read them on the form.

[Field Rules](#)

[By-laws](#)

[Click here or on form to open the PDF version!](#)

Mailing address:

**Raleigh Durham Radio Control
7413 Six Forks Road #260
Raleigh, NC. 27615-6164**

RALEIGH DURHAM RADIO CONTROL CLUB

MEMBERSHIP APPLICATION (VERSION 2015)



The following RDRC membership application is for renewal or new membership. Please fill in this form, print, and bring this page along with proof of AMA membership to the next club meeting or mail to the address below with the dues and a scanned copy of AMA card.

Attendance at the next available club meeting is required of all new prospective members. You must be a member of the AMA; there is no exception to this rule. We are an AMA chartered club and our insurance provides protection only for AMA members.

Required dues are in the drop down boxes below, there is a one-time Capital Assessment fee of \$55.00 for all new members over the age of 18. Our year begins in Jan. and dues are required no later than Jan. 1. Dues are prorated for membership at 1/12th for new members only. Please make checks payable to: RDRC

Please read the club bylaws and field rules and indicate you have read them by checking the following box.

☐ I indicate by checking this box that I have read the [RDRC Bylaws](#) and [Field rules](#). **Required for membership**

Personal Information, required fields in red, others are optional but we would like to know more about you.

Last Name:	Application Date Mo: 1 Day: 1 YR: 2015
First Name:	DOB Mo: Day: Year:
AMA #:	AMA Expires:
Address:	
City:	State: North Carolina Zip:
Serve in Military?	If so what Branch?

Contact information, Note: An Email address is required to receive the monthly newsletter or RDRC updates.

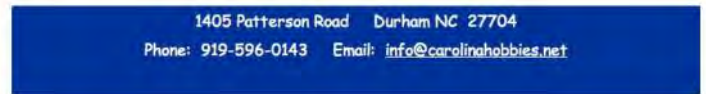
Email address: Contact Number: Emergency Contact Name: Emergency Contact Number: <small>Please include area code!</small>	Mailing address: Raleigh Durham Radio Control 7413 Six Forks Road #260 Raleigh, N. C. 27615-6164
Choose Membership Types from Drop down boxes Type of Membership being applied for: <small>Click on blue fields below for drop down box.</small> \$125 for Open Membership, new and renewal <small>Name of primary club if applying for associate membership.</small>	
Second type of Membership being applied for: None Name of second membership: AMA# Expires: Email: DOB:	
<input type="checkbox"/> I'm adding a one-time Capital Assessment fee of \$55.00 <input type="checkbox"/> I'm adding a late fee of \$10.00	

Required dues and fees being mailed by check: \$

Click on any of the logos to be



Shops



Clubs



Decathlon Troubles



Well the Decathlon DA 150 trouble story gets deeper! After being told it's a carburetor problem and needed cleaning out, and yes it needed cleaning out, but the problem still existed! I added a fuel filter to keep junk out of the carb. Thinking that I could have a Ignition problem I switched out the module with a 3W I had laying

around it still would run at a idle but as soon as I give it any throttle it would die just like before! While talking to Josh Bunn about all this, he said that I should check the reeds, If they're cracked or broken they will cause some weird things to happen. So I again pulled the carb off and checked the reed cage to find a big piece missing from one of the reeds. Only one was broke and the others look fine, all 4 still tight against the cage, but I assume this hole is the problem for sure.

This sets right in the middle of the crankcase and I was afraid that this piece might have gotten in between the piston and cylinder so I pulled the jugs off to check for any scoring but found none thank goodness. William and I looked with flashlights for any pieces that may be loose and found some very, very small pieces but nothing large enough to cause any damage. The engine was very clean with very little carbon, given how many hours this engine had on it, we're talking in the 100s + hrs. The rings and grooves were clean of carbon with no signs of sticking. Bearings, from what I can see of them looked good and had no rust, pits or discoloration so I didn't feel any need to explore any more. Last we took a can of WD-40 and rinsed out every inch of the Jugs, piston and crankcase before re-installing the jugs. With the Carb and the reed cage off anything in there would drain out the 2"x 2" hole in the bottom of the crankcase.



In the past DA has not offered parts like these to the public but does now. They still will suggest you send the motor in to them to have service like this done. The cylinder jugs are held on by 4 aluminum bolts that DA suggests to replace when removing the Jugs and the ones they sent to replace them was steel. They are only \$2 each so why not, the reeds all shipped and a can of WD-40 from Lowes I have \$28 in the repair. It does run now and started much easier, we'll see just how well my repairs hold up. FYI - I'm happy to say the SN is 4212 not 666



Josh Bunn gets the trouble shooting award of the month!

Remember that Josh's family runs Quality Plus Automotive Service in Raleigh and Wake Forest. If you need auto service give them a call. I've been told many good thing about Quality and the reviews are all great, so give them a try.



Anyone working on problems like this or others please share in the newsletter. It could save someone else a lot of time.

Thoughts from Suzy!

The RDRC News Hound



December Flying



Got a charge?



Not Christmas decorations?



Don't forget your AMA D4 website! A lot of good stuff out there. Did you know there are newsletters from other D4 clubs posted there. Here is [the link](#) if you want to check up on other clubs.




~~RC Airplane~~ Rocket stuff

Had a great time working with the Boy Scouts Troop 24 on their Space exploration merit badge on December 5. One part of their badge was to build and fly a model rocket and learn what allows it to fly. We talked about center of pressure, CG, chute and streamer recovery and engine thrust. This was the first time working the Boy Scouts on this badge and it was enjoyable for me



hearing them wanting to learn more about the physics of rocket flight. Most of the time as with the Cub Scouts (The younger ones) they just want to fly all the time and don't want to listen to you talk more than about 30 second.



They built some small 1/2As for their badge and brought some larger ones that they had previously built. We flew 15 1/2A3-3T, 10 A10-3T, 13 B6-4 and 8 C6-5. They did all the packing and engine prep work for launch and did a great job. They recovered all but one that got blown into a tree but we put the largest engine we could in it

and knew we were lowering the chances of get it back, but had no melted chutes or streamers. I would love to get this group out to the field to do some RC flying at sometime.

BTW, from the Cub Scout group that comes out in August to fly with us at RDRC, 4 are now flying park flyers with their Dads and 3 have built Rockets outside of Scout activities and 2 are doing both. I'm sure more would if the parents would be more involved but they're not. This is why it's so important for us as a club to be involved with these Scout groups and youth in our community. Many are setting in front of video games now and don't make it outside and won't if we don't give them the opportunity.

RC on YouTube

There are so many cool things on YouTube to do with RC it would take a life time to watch them all. Here I'm starting a page just for unique RC or Aircraft related YT videos. So to save time in our busy lives, if you run across any good ones please send me the link at RDRCNews@gmail.com and I'll put them here to share with you club members.

Giants Monsters of Europe.

WHAT AN AMAZING AIRCRAFT THE GERMAN DISPLAY TEAM "LEGENDARY FIGHTERS" BROUGHT OVER WITH THEM TO FLY AT THE WESTON PARK RC MODEL AIRCRAFT SHOW RUN BY BISHOP AVIATION, SHE IS OWNED BY THREE BROTHERS AND PILOTED BY ROLAND SABATSCHUS (ONE OF THE BROTHERS) SHE IS 1/3.3 SCALE HAS A WINGSPAN OF 6M / 20FT AND A LENGTH OF 4.87M / 16FT, SHE WEIGHS 148.2 KG / 326 ILBS, SHE IS POWERED BY 2 X 400cc MOKI 5 CYL RADIAL PETROL FOURSTROKE ENGINES !

Read more on the youtube page.



Monster Pitts Python (85%) flown at Wings & Wheels 2013. Engine loses power and ends the routine early but brought down safely with limited power. This model is the largest radio controlled aircraft in the UK, maybe in Europe, weighing in at 138 Kg, just under the maximum limit as defined by the CAA of 150Kg. The Pitts is scratch built, that means plans, design, construction and materials are all created by the builder to emulate the full size aircraft and it took Greg 5 years to complete this 7/8th scale biplane. The engine is manufactured by Hirth and is usually mounted in man carrying micro light aircraft. 650 cc flat twin with a 63 inch 3 blade propeller.

All the description for this was in German I think. But here's the video. The size of this thing is unreal! This thing has to be 75 or 80%



RDRC on YouTube

Biggest RC Triplane in the world // Giant Fokker Dr. 1 [HD]

In this video you can see the worlds largest Rc Triplane on the Modellbaumesse Lindinger! It's a Fokker Dr. 1 with a 7 cylinder star motor with 800ccm. I dont know the wingspan but its big enough! ;)

Watch This Knife edge this thing down the runway! He's not afraid of flying it.



"Redneck Planes" Season 2 Episode 6



I bring you another

Dane Edwards Production!

Yes Dane always have his Video going putting RDRC's best on tape! He caught this sweet P-40 plus more punching holes in the sky!

What a assume Shop! Anything you need, want or can dream about! And a great bunch of guys to help you find what you need in that RC jungle! I love going by here every time out their way!


Wes and Matt are some of the nicest guys you'll meet.




A Few Holiday Funnies



Santa's sexual harassment trial takes a dramatic change for the worse



"I've been good. Let's just leave it at that. My lawyer has advised me not to answer any more questions."



RDRC Meetings!



The Forks Cafeteria
339 S. Brooks Street
Wake Forest, NC 27587
919-556-6544



*The next meeting
January 26th!*

*This is your club, come and give
your input!*

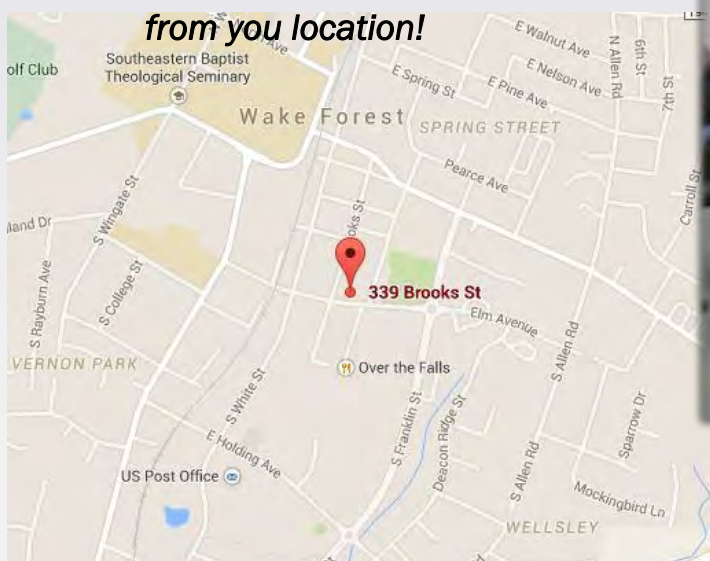
During the past winter RD-RC has been meeting in Wake Forest at [Forks Cafeteria](#). This month we'll continue to meet at forks because everyone is enjoying the food.

Check out their [daily menu](#) on line with all their great home-style cooking! It changes from day to day and is filled with anything you might want.

Members should go through the line for dinner and bring their food to the meeting room. The Cafeteria requires that 90% of attendees eat dinner for use of their room. We tested most of the food at the last meeting and found it very good.

Click on map below to get directions

from you location!



The following is only of NC please check [AMA Events Calendar](#) for outside NC

2016

January NC

1/1/2016 -- Hurdle Mills, NC (C) 32ND ANNUAL GIANT JANUARY ONE. Site: Whitfield Farms Airport. Scott Saxon CD PH: 919-797-2227 Email: ama1437@gmail.com. Sanction #16/226. 1500' grass airstrip, gravel pit area. \$5 landing fee. Sponsor: TRI-COUNTY RADIO CONTROL CLUB

FYI....The Cabin fever indoor Fun-Fly has been called off due to the rent being raised this year at the Wendell center. If you know of any place large enough to do a indoor FF please let me know and I'll pass it along. This was a fun event last year and really hate to see it go away.

Swap meets

February NC

2/13/2016 -- Statesville, NC (E) 6TH ANNUAL SWAP MEET. Site: 2659 Chipley Ford Rd. William Francis CD PH: 704-402-5927 Email: billfrancis@roadrunner.com. South River Baptist Church Fellowship Hall. Tables \$10-floor, \$15-wall. Admission \$5, children and spouses free. Vendors receive one admission w/table. Set-up 6-9pm Friday and 7-8am Saturday. Doors open at 8am. E-mail CD for table reservations. Sponsor: STATESVILLE FLIERS RC CLUB INC

BARKS Will be February 27th this year, make your plans now!

2/26/2016 - 2/27/2016 -- Mebane, NC (E) 27TH ANNUAL BARKS SWAP MEET. Site: 633 Corregidor St. Chris Philipps CD PH: 919-428-1215 Email: cphilipps244@gmail.com. Visit: barksrc.com. Mebane Arts & Community Center. Visit club website for information and online table rental. Sponsor: BURLINGTON ALAMANCE RK SOC BARKS

Got something you want to write up for the Newsletter? Well do it and send to me and I'll get it in one of the up coming issues!



Plus, this year I welcome all to contribute to the newsletters. Everyone is trying out new toys that they love or hate and they can drop me a email about them. We can say something about anything we touch in this hobby no matter how big or small. Some of us will get to go to Swap meets and fly-ins that other won't have the chance too. Writing about these can be a great way of letting the club know if it's something worth going too and to watch for it next year, what there was, interesting things about it and some other detail about food and so on. News can be anything happening at the field, someone have a maiden flight on something, let me know. We join the club to share and learn more about RC. We do that a lot at the field, but you can reach many more by sharing in the newsletter, it goes out to all the club members! We have so much to share in this great Hobby!

Thanks to all that has contributed so far this year!

REE

2015 Officers

President:

Larry Lewis

919-215-3946

rclarry@aol.com

Vice President:

ED Radial

919-210-6363

flighted@aol.com

Treasurer:

Clyde Long

919-870-1185

celcocorp@nc.rr.com

Secretary &

Membership:

Marshall Sanderson

919-676-8479

etownflyer@bellsouth.net

Safety Officer:

Herbby Alford

919-218-1389

herbby.alford@wemc.com

Newsletter Editor:

Rodney Earp

919-634-5129

rdrnews@gmail.com

IT Communications

Steve Ballard

919-269-0110

steve27597@gmail.com

Field Marshall

John Kiesler

edirhino@yahoo.com



*Please remember to be courteous to our neighbors
and slow down when coming and going from our
field.*

Thoughts from the windsock...

If you know anyone that is not receiving this newsletter but should be, then please forward that person's email address to me. That way, I can get newsletters out to that person.



***Fly SAFE, Courteously
and Respectfully!
Come out and share in
the fun!***



Published Date: July 22, 2015